



Oklahoma Association of Student Councils

OASC FIRST

VOLUME 4 WWW.OASCOK.ORG

APRIL 2009

2009 OASC SUMMER LEADERSHIP WORKSHOP INFORMATION

BASIC Workshop I - June 7 – 12 @ NSU BASIC Workshop II - July 12-17 @ ALVA

Advanced I – June 2- 5 @ OU

Advanced II – June 16 - 19 @ OU

Advanced III – July 6-9 @ OU

BASIC & ADVANCED WORKSHOP REGISTRATION AND INFORMATION

Gayle Wallace
4717 S. 94th E. Ave
Tulsa, OK, 74145
Home: 918-664-1803

School: 918-746-8529 (Direct)
School Fax: 918-746-8511
School E-mail: Wallaga@TulsaSchools.org
Home E-mail: gaylewallace@cox.net

BASIC and Advanced Registration forms are on line at www.oascok.org

OASC SUMMER LEADERSHIP WORKSHOP BROCHURE



OASC Brochure
Word Format page 1.



OASC Brochure
Word Format page 2.

ALLIANCE FOR STUDENT ACTIVITIE

Please go the website for the Alliance For Student Activities to find items of interest for clubs, class, and student council advisors. There are many web-based activities on that site. Your membership in the OASC entitles you to access the Alliance's newsletters, including the monthly News of Note and the bimonthly issues of The Advocate and In Brief. Some items are password protest for members only. You can apply for your own individual membership at a reduced price due to OASC membership. The website address is www.alliance4studentactivities.org. Please enter the user ID **30AB89** and the password "advisor" to access these items this month.

GOLD CHAPTER

Gold Chapter schools are recognized as outstanding Student Councils that have a well-rounded program, and are active on the local, district, and state level. Gold chapter schools are awarded the OASC Gold Chapter Award of Excellence at the OASC State Convention. Information and forms are available on the OASC website. Form should be submitted to your district advisor by September 15, 2009.

ADVISOR WORKSHOP

Plan to attend the 9th Annual Advisor Workshop for new and old time Student Council Advisors on Tuesday, July 28th, at the Best Western Hotel in Stroud. Make your reservation by emailing Gary Oberste, Exec. Director at goberste@bkellyhs.org. Workshops and supplies are free compliments of the OASC.

NEW STUDENT COUNCIL ADVISORS FOR 2009-10

Please notify Gary Oberste at goberste@bkellyhs.org if your Student Council will have a new advisor for the 2009-10 school year.

2009 STATE CONVENTION UPDATE

The students at Norman High School are hard at work preparing for State Convention. Letters were sent out this week with information regarding area hotels and the service project to benefit the Special Olympics.

NASC MEMBERSHIP

During April, renewal invoices for NASC memberships will be sent to principals of member schools.

DENISE VANIADIS MENTOR AWARD

Applications for the 2009 OASC *Denise Vaniadis Mentor Award* are available on line at www.oascok.org The OASC will present this award at the 2009 State Convention to an advisor who has mentored their colleagues and students alike and has had lasting influence on the lives around them. The application will be due September 10 to Gary Oberste.

2009 OASC DUES

The 2009 OASC Dues Form is available on the OASC website at www.oascok.org and found below. OASC dues must be paid before attending any OASC activity, Summer BASIC and Advanced Workshops, District Conferences, etc.

OASC SPONSORS RSVP TRAINING SESSIONS

Raising Student Voice & Participation:

The OASC is sponsoring training sessions for schools interested in initiating the RSVP program. The training session is from 6 – 8:30 pm. One advisor and three students should attend the RSVP training session. Contact Gary Oberste at goberste@bkelleyhs.org for more information.

NATIONAL STUDENT LEADERSHIP WEEK

APRIL 13 – 19

The NASC invites schools to recognize and celebrate their student leaders during **National Student Leadership Week**. This year's theme, "Step Up!," provides an excellent opportunity to recognize student leaders for their outstanding efforts and achievements in representing their peers and giving voice to student concerns. For ideas and suggestions visit the NASC website at [National Student Leadership Week is April 12-16, 2009](#)


RHETT LAUBACH MONTHLY LEADERSHIP LESSONS

Rhett, who spoke at the OASC State Convention in Jenks, will submit a monthly leadership lesson as part of the OASC First.


PLI Curriculum Preview

A quick glance at what's under the hood of the newest and most complete leadership curriculum designed specifically for student leaders.


For more information, contact Rhett Laubach at rhett@personalleadershipinsight.org.



The Student Handbook



The Teacher Guide



The Mini-Student Handbook

The Navigator has six main sections: PLI Overview, Facilitation IQ, Teaching the Essentials, PLI Ventures, PLI Activities and a complete copy of the student handbook – The Leadership Locator. You can preview these from our web site at www.PersonalLeadershipInsight.org.

The Facilitation IQ section is our best and most PLI relevant ideas on how to teach using interactive techniques. We discuss the need to Preview, Do and Review content. Here are a few ideas on Previewing your content:

1. Be clear on what the students need to buy into.
2. Begin with a genuine story that elicits a specific emotion.
3. Emotions are 80,000 times quicker to respond than thoughts.
4. Pose a question that is extreme – either very obtuse or very simple to answer.
5. Have the students discuss with one another.
6. Introduce real-life scenarios.
7. Have a reasonably sized gap between the context and application.
8. Leave room for discovery – let them figure out the meaning.
9. Strive for 100% attention through interestingness, fresh concepts and fun.
10. Instead of telling them why it is important, create a curiosity in them to want to know why.

The Teaching the Essentials section is the heart of the curriculum as it shows you how to effectively teach every content piece in The Leadership Locator. It also includes historical biographies and famous quotes for discussion starters. Here is an example you can use in your classroom today:

Contained in the Wise Judgment section:

Leader-in-Waiting/Leader-in-Gear: Assign the students a portion of the Gear poem so that every student has a piece. Have them study their piece, journal on it and develop a 30-second speech describing what their piece means to them. How you have them present their speeches is up to you, but a simple method is to stand the group in a circle in portion order. Then run through the portions and the speeches.

Are You a Leader-in-Waiting or a Leader-in-Gear?

A leader-in-waiting is in. A leader-in-gear is involved. ***Risk, fail, learn, try again.** A leader-in-waiting seeks comfort. A leader-in-gear seeks challenges. ***Get your hands dirty.** A leader-in-waiting says I can't get better. A leader-in-gear says I must get better. ***Continually improve**

and never settle. A leader-in-waiting has dreams in his head. A leader-in-gear has goals in her pocket. ***Commit to a direction.** A leader-in-waiting wants to be a leader. A leader-in-gear has decided to be a leader. ***Take personal responsibility.** A leader-in-waiting ends up somewhere. A leader-in-gear ends up somewhere on purpose. ***Live purposefully.** A leader-in-waiting doesn't want to start. A leader-in-gear doesn't want to quit. ***Be your own coach.** A leader-in-waiting thinks about self. A leader-in-gear thinks about others. ***Be a part of the solution.** A leader-in-waiting wishes and hopes. A leader-in-gear wishes and hopes and then acts. ***Use this curriculum and these lessons to guide your behavior and your actions.**

The PLI Activities section is fifty of our most popular and effective leadership exercises. There are full instructions, including a page that indexes the activities by time and by PLI Essential. Here is one you can use in your classroom today:

Isolate By The Numbers

1. Have the students assemble in the middle of an open area.
2. Explain to them that while the music is playing they need to walk around shaking hands.
3. When the music stops the activity leader will call out a number and the students get into groups of that exact number.
4. If the leader calls out 6 and there is a group of 4 they are out. They can stand along the wall.
5. Once they are in the groups they share something about themselves. Name, favorite food, hobbies, weirdest thing about them. (Be sure to tell them what to discuss and do not leave it open or they will not say anything).
6. Do this as long as you want or until you have just two people left.
7. The whole point is that many will make the decision to leave the game very early so they don't have to participate. This is where the debrief on Wise Judgment comes in.

NASC Certified Student Leader

The NASC Student Leaders Program is a rigorous and challenging national skill and knowledge-based recognition program created by the National Association of Student Councils to identify outstanding individual student council leaders in high schools. Students earning the certified student leader designation have demonstrated their personal leadership abilities and met the skills and criteria established by NASC. Below is the application and materials you'll need to apply to be an NASC Student Leader. All instructions for applying are with the application packet. Remember to keep a copy of everything for your own records.

LATEST APPLICATION AND RELATED MATERIALS NEWS

- [Application Checklist](#)
Check this out *before* you apply. Check it off after you're done.
- [Application Packet \(PDF\)](#)
- [Step-by-Step Task Outline \(PDF\)](#)
A list of the tasks you'll need to complete to meet the NASC Student Leaders program criteria.
- [Building Your Portfolio](#)
A guide to help you create a portfolio of written entries and activity examples. You will also find this portfolio to be valuable as you prepare your college applications and scholarship materials.
- [Leadership Library](#)
Here you'll find information related to the criteria and tasks in each section of the application.



OASC
Oklahoma Association of Student Councils
2009 OASC CALENDAR

May 1	Basic and Advanced Workshop Registrations due to Gayle Wallace
June 2-5	Advanced Session #1 @ OU
June 7-12	Basic Leadership Workshop @ NSU - Tahlequah
June 16-19	Advanced Session #2 @ OU
June 24-July 1	NASC Conference @ Denver, CO
July 6-9	Advanced Session #3 @ OU
July 12-17	Basic Leadership Workshop @ NWOSU - Alva
July 28	9th Annual Advisor Workshop, 10:00 am. - 3:00 pm. Best Western Hotel, Stroud
August 1	OASC State Convention information sent to member schools by Norman High School
September TBA	OASC Executive Board Meeting at Norman High School
September 10	Denise Vaniadis OASC Mentor Award Nominations Due
September 15	Gold Chapter applications due to District Advisors
September 23	State Convention Registration due to Norman High School Filing deadline for State President and Vice-President Filing Deadline for State Workshop Presentations Filing Deadline for NASC Convention delegate spots
October 31	BASIC 2010 J.C. Applications due to Workshop Director
November 7-9	69th OASC State Convention at Norman High School



2009 MEMBERSHIP INVOICE & RECEIPT

The Oklahoma Association of Student Councils (OASC) provides leadership development and training opportunities for both students and advisors throughout the year. Participation by member schools in any and all OASC Events and Activities is voluntary. Membership in the OASC is open to secondary schools. Please complete the form below and mail it along with \$50 annual dues payment to the address indicated below. OASC dues run January 1 to December 31.

Name of School _____ City _____ Okla. _____

Mailing Address _____ Zip Code _____

Principal _____ OSSAA Classification _____ (6A, 5A, 4A, etc.)

Student Council District _____ School Ph. Number (405/580/918) _____

Advisor Name: Miss Ms Mrs. Mr. _____

Advisor email _____ Fax _____

Advisor Home Address _____

City _____ Zip _____ No. years as an advisor _____

Advisor Home Phone Number (405/580/918) _____

Advisor Cell Number (405/580/918) _____

Co-Advisor Name: Miss Ms Mrs. Mr. _____

Co-Advisor email: _____

Co-Advisor Cell Number:(405/580/918) _____ No. years as advisor _____

What information would be helpful to you as a student council advisor?

Constitution Elections Spirit Ideas Community Service Ideas
 Fundraising Organization Leadership Class Using Technology
 Inspiring and Motivating Members Speakers RSVP

Please mail this form and \$50 check payable to the OASC

Gary Oberste, O.A.S.C. Executive Director
6627 East 46th Place Tulsa, Oklahoma 74145

2009 OASC STATE OFFICERS

President: Rachel Hill, Owasso High School
School: 918-272-8106 Email odlrunner13@yahoo.com
Advisor: Beverly Arnold Advisor Email: arnoldb@owasso.k12.ok.us

Vice-President: Kiel Ward, Broken Arrow High School
E-mail misterprez09@cox.net
Advisor: Steve Schwab Advisor Email: sschwab@baschools.org

Secretary: Sallena Samuel, Jenks High School
School Phone: 918-299-4415 ext. 2701 Email: jenksstuco@gmail.com
Advisor: Mary Kathryn Moeller Advisor's Email: mary.moeller@jenksps.org



FREE

**Advisor
Workshop**

WHO: Student Council Advisors, New & Veteran.

WHAT: FREE TRAINING for those who are seeking new and creative ideas, activities, and lessons.

WHERE: Bishop Kelley High School
3905 So. Hudson Ave., Tulsa, 74135

WHEN: Tuesday March 3, 2009 – 6:00-8:00 pm



WHY: Do you feel like you are in a continual balancing act? Do you feel like you are just jumping through the hoops?



- Join us for an evening of networking, idea sharing, teambuilding, and recharging as we have new ideas and activities that will help you and your council be successful.

Contact Gary Oberste at goberste@bkellyhs.org by March 1st to save your spot.

OASC EXECUTIVE BOARD

OASC EXECUTIVE DIRECTOR

Gary Oberste
Bishop Kelley High School
3905 South Hudson Avenue Tulsa, OK 74135
Work Phone: 918-609-7120 / 918-627-3390

OASC Web page: www.oasco.org
(Forms and applications on line)

OASC Phone Number: 918-607-5273
E-mail: goberste@bkelleyhs.org

Mr. Gary Oberste – Home

6627 E. 46th Pl. Tulsa, OK 74145

BASIC & ADVANCED WORKSHOP REGISTRATION AND INFORMATION

Gayle Wallace
4717 S. 94th E. Ave Tulsa, OK, 74145
OASC BASIC Phone: 918-760-7330
School Fax: 918-746-8511
School E-mail: Wallaga@TulsaSchools.org

School: 918-746-8529 (Direct)
Home: 918-664-1803
Home E-mail: gaylewallace@cox.net

THIRD YEAR ADVISOR

Philippa Kelly
Bixby High School
601 S. Riverview Dr. Bixby, OK 74008

School: 918-366-2235 x 2431
E-mail: pkelly@bixbvps.org

SECOND YEAR ADVISOR

Mendi White
Boise City High School
PO Box 72 Boise City, OK 73933

School: 580-544-3111
E-mail: white@boisecity.k12.ok.us

FIRST YEAR ADVISOR

Brenda Stevenson
Dibble High School

Dibble, OK

STATE PRESIDENT

Edison High School
Nate Walker
Advisor: Gayle Wallace

School: 918-272-8106
Email odlrunner13@yahoo.com
Advisor Email: arnoldb@owasso.k12.ok.us

STATE VICE-PRESIDENT

Claremore High School
Joey Mason
Advisor: Robin David

E-mail misterprez09@cox.net
Advisor Email: sschwab@baschools.org

STATE SECRETARY

Norman High School
Sarah

School Phone: 918-299-4415 ext. 2701
Email: jenksstuco@gmail.com

Advisor: Dawn Retan-Brockman

Advisor's Email: mary.moeller@jenksps.org