



2025 OASC President and Vice President Election Checklist

The following items are the required components for a school to run for President or Vice President. Each component is described in detail on the following pages.

- Completed application postmarked by midnight September 30, 2024
- Candidate School Campaign Video to be posted on oascok.org prior to convention- 30 second maximum youtube link (comments turned off) emailed by midnight, October 15, 2024.
- Submission of typed copy of campaign speech to be read at the convention (one minute minimum and four minutes maximum with first and second nominations) postmarked or emailed by midnight, October 15, 2024.
- Campaign booth at State Convention promoting the school running for office.
- Campaigning occurs only at state convention once campaign booths open.
- Nothing can be taken from the booth (no candy, no fliers, no use of QR codes with digital information)
- Person to person explanation of platform.
- No noisemakers (horns, whistles etc) may be utilized at any point during the state convention.

Application to Run for State Office 2025

To run for the OASC State President 2025 or OASC Vice-President 2025, you must print and return this application postmarked by **September 30, 2024**. Please check the OASC Constitution for specific duties. If elected, the state officer



is required to work the entirety of both sessions of BASIC, attend one session of Advanced, attend the pre/post-trip and VISION Conference, and attend board meetings (with their advisor, if possible).

Send To:

Harlee Davis
OASC 2nd Year Advisor
501 St James Pl
Newcastle, OK 73065

Name of School _____

Name of Advisor/Sponsor _____

Advisor's Phone 405/580/918 _____ Advisor's email _____

OASC office you are running for (circle one) State President State Vice-President

Is your school a 2023-34 Gold Chapter School(not a requirement)? _____

NASC Member Number(not a requirement) _____

In order to apply to run for an OASC State Officer the candidate(s) must currently be a junior, have attended the OASC BASIC Leadership Workshop, and be in good standing with no discipline issues with home school.

Name of Candidate _____


Student's Basic Council #: _____ Month: June/July Year: _____

Basic Advisor Name: _____ JC Name: _____

Brief Summary of Candidate School Platform:

The following signatures are REQUIRED

We will abide by all campaign rules. Having read the duties of office according to the OASC Constitution, we give our support to this effort.



In order to apply to run for an OASC State Officer the candidate(s) the student will be in communication with the OASC board members through emails and potentially texting. In the event your school wins, the student representing will become a voting member of the OASC board which will require monthly meetings virtually and a group text thread that includes the OASC Executive Director, 1st, 2nd and 3rd Year Board Members, the three state officers and their home school advisors.

School Principal


Student Council Advisor

Student Council President

School Superintendent

Officer Candidate

Officer Candidate Parent




Candidate School Campaign Video

Each school will submit a video to be posted on the OASC website before the convention. There is a 30 second maximum. **Please send a link to your youtube video (comments turned off).** Video links must be emailed by midnight, October 15, 2024. All materials are to be sent to the 2nd Year Advisor identified on the application.

Video Rules and Content

- Campaign school must produce a video of no more than 30 seconds length. This video should serve as a declaration of principles on which their school stands as they run for office.
 - Video cannot exceed 30 seconds and must be a link from YouTube (comments turned off) and it must be **unlisted**.
 - The video file needs to be named as follows: Candidate school name – OASC Office. For example, ***Bayside High School - President***
 - If filmed on a phone, the video must be in landscape (horizontal) orientation.
 - If there is only one person in the video, it should be the student that would represent the school as the state officer. Your video should include individuals from the candidate school.
 - The candidate should introduce the school and themselves.
 - The candidate should quickly touch on reasons the school is running for state office.
 - The candidate is not to discuss individual accomplishments. ***Please remember, the school is running for office, not the individual.***
 - The theme of your booth can be tied into this video.
 - Dress should be school appropriate.
-




OASC PRESENTATION GUIDELINES

In order to consistently maintain the integrity of the O.A.S.C., the executive board has established the following guidelines for any student presentation at an OASC event. This includes district workshops/convention, summer leadership workshops, and state convention.

1. No profanity or distasteful slang.
2. No references to controversial national/local personalities and/or marginalized groups (i.e. LGBTQIA+, handicapped persons, ethnic, religious, or racial) should be included.
3. No sexual innuendos (double meanings) or reference to sexually-oriented material. No bathroom scenes, dirty dancing (i.e. pelvic thrusts, etc.), or inappropriate gestures. NO enhancement of body parts or cross-dressing.
4. *****Use extreme caution when duplicating edgy and/or satirical shows or social media content.
5. Do NOT remove clothing items on stage.
6. NO use of violence and/or weapons.
7. No pyrotechnics, flash paper, lighters, or any other object that emits a flame.
8. No negative references to other candidates or candidate's schools.
9. No hay bales, glitter, liquids, food of any kind (ex. pies in the face, whipped cream)... nothing that makes a mess.
10. Keep at least one foot on the ground at all times. (no stunting etc in skits)
11. IF IN DOUBT, DON'T.

For State Convention: A school that performs/highlights an election presentation containing material that violates any of these guidelines will have its name removed from the ballot.



Rules for State Candidate Campaigning


(Updated August 2019)

- **With the exception of the campaign video that will be posted on the OASC website prior to the convention, campaigning may not occur prior to the annual state conference. This would include but is not limited to mail, email, social media, text messaging, videos, letters, and or flyers.**
 - Campaigning may only begin after the candidates have set up their campaign booth in the exhibit hall.
 - Campaigning may continue throughout the conference until delegates caucus after the campaign speeches. Once the speeches are completed there is not to be any more campaigning.
 - *There is not to be any campaigning in the general sessions.*
 - Campaigning by a candidate or by anyone acting on his/her behalf will begin at the campaign booth.
 - The final part of the campaign is the speech by the candidate on behalf of their school.
 - Campaigns and speech should focus on promoting the qualifications of the school, NOT THE INDIVIDUAL.
 - Campaign and speech should include / feature highlights of leadership programs and OASC involvement of the school, not the individual.
 - Campaign and speech could include ideas for the OASC that the officer would like to implement during their tenure.
 - A drawing will take place at the host school to determine the order in which schools will make their official stage presentation to the delegates. State Officers will draw for each school.
 - **Saturday's rehearsal order will be assigned by the Second Year Advisor and will be emailed to you before the state convention.**
 - **GIVEAWAYS(including candy), QR CODES AND/OR HANDOUTS ARE NOT ALLOWED. Result of Giveaways/handouts by a candidate school is loss of both voting delegates for business session and voting of President and Vice President. This includes before and during the convention. This includes but is not limited to giving shirts to nominators.**
 - NO video may be used as a part of your stage presentation, except for the school(s) running for State Secretary. Secretary videos may feature their own students, faculty, and school. Additionally, the secretary video can highlight their community/city.
 - NO NOISEMAKERS may be used in the general sessions.
- If you have any questions in regard to these guidelines, please feel free to contact :*

Harlee Davis OASC 2nd Advisor

hdavis@santafesouth.org

Campaign Speech Information



(Updated August 2022)

1. Your speech should be about the platform on which you are running. Your platform must be completed during your term as an officer by your home school (not to be carried out by adult members of the OASC Board). Second Year Advisor will contact candidate schools after submission of application to review viability of platform.
2. General stage lighting will be used. There will be 1 microphone available on stage and a podium.
3. Total time for presentation is 4:00 minutes–This includes: Set-up, Nominations (1st & 2nd), and Speech. Candidates shall not divert from the written copy of speech submitted on October 15th. **The speech should be professional in nature. It must be presented by the candidate(s) who will represent the school and must be a minimum of one minute in length of the four minutes. The speech should address why the school is the best candidate, not the individual. The campaign booth theme can be incorporated into the speech.**
4. Your time begins when the school's name is announced. You must be completely off stage by the end of your presentation time. Remember that you must have one school nominate you, and one school to second that nomination.
5. No props will be allowed during the speech
6. Dress is professional or a campaign t-shirt with black or khaki pants. No costumes!
7. The only lights available are a full stage wash.
8. If your speech runs over the 4 minutes allowed, all lights and sound will be turned off. **In addition, the school will lose one voting delegate for the business session and voting for president and vice president at state convention.**
9. A rehearsal time will be scheduled for each school. This will be the only time you may practice on the stage. This is to be a **FULL DRESS REHEARSAL**. You will be sent your rehearsal time schedule in a separate mailing. Only the candidate and their sponsor are allowed in during rehearsal time.
10. A school not present for the practice time allotted by the host school will be allowed to submit a written nomination and a second, and it will be read by an OASC State Officer, but the school will not be allowed to present a campaign presentation.

Voting and Election Procedures



- According to ARTICLE V, Section 5 of the OASC Constitution, *Election shall be majority of the official voting delegates present. To win on the first ballot, your school must receive 50% plus one more vote cast in your race. Runoffs will be between the two schools with the highest number of votes. In the runoff the one with the most votes wins. No school may have more than two votes and no voting by proxy.*
-